





Child Care Access

Juab County







The State of Child Care

Child Care Availability



 # of home-based child care programs	2
 # of center-based child care programs	2

Child Care Needs

 Kids under 6 with all parents working	60%
 Kids under 6 potentially in need of care	696
 Total available child care spots	136
 Remaining child care spots needed	560

Child Care Subsidy Participation

for Southwest & South Central Utah (Beaver, Garfield, Iron, Juab, Kane, Millard, Piute, Sanpete, Sevier, Wayne & Washington Counties)

 # of kids eligible for child care subsidies	8,924
 # of kids receiving child care subsidies	1,489

For every **5** kids in need of care, there is **1** licensed child care spot in Juab County.



The Cost of Care



Infant/Toddler Care:	\$9,816
Preschool-Age Care:	\$7,949

Annual Total Cost: **\$17,765**

Median 4-Person Family Income: **\$88,375**

Percent of income spent on child care: **20%**



Child Care Access

Statewide



The Cost to Provide Care

Average Provider Wage: \$12.87/hour
Average Provider Salary: \$26,770/year

On average, child care educators make less than dogwalkers.



77%

of Utahns live in a child care desert.

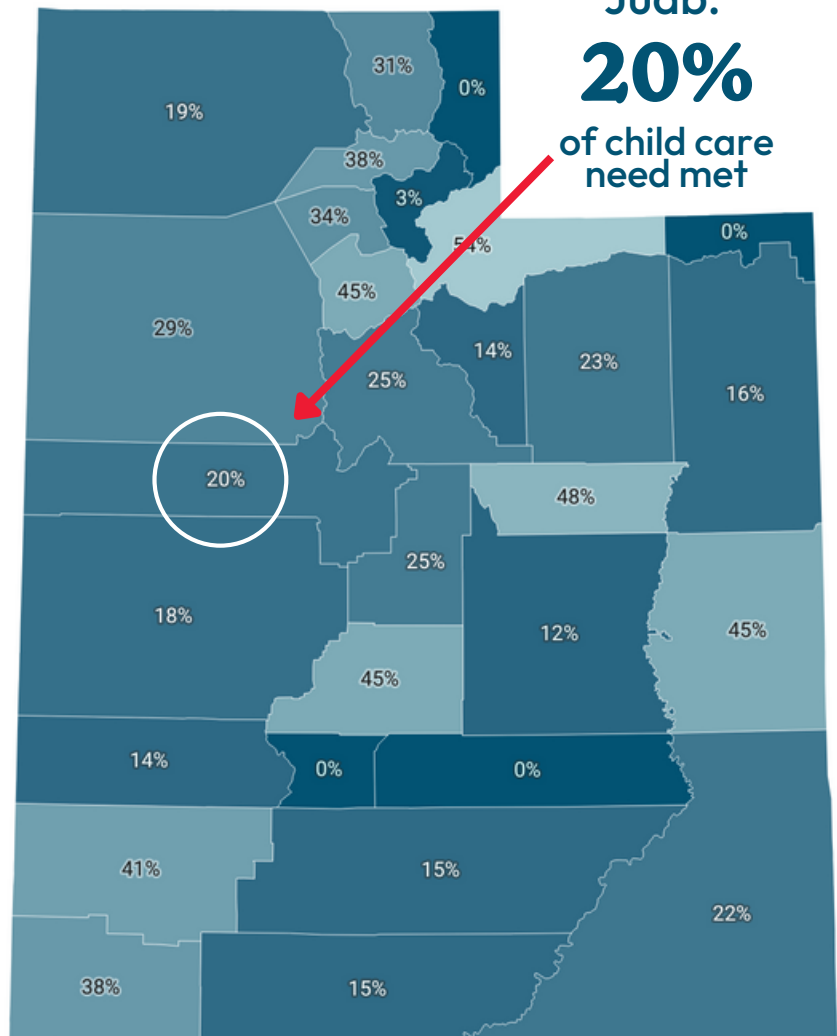
Utah's economy loses **\$1.36 Billion** each year due to lack of child care access.

84%

of parents feel overwhelmed by the cost of care.

Child Care Need Fulfilled by Licensed Child Care

Percentage of licensed child care slots divided by the number of kids under 6 with all available parents in the workforce



Source: Number of children under 6 with all available parents in the workforce by age group and county provided by the ACS 2021 5-year estimates Table B23008. Licensed child care data provided by the Utah Office of Child Care as of August 2023 and tabulated by Voices for Utah Children. • Created with Datawrapper



Read the full report at bit.ly/utahchildcareaccess

Statewide