





Child Care Access

Summit County





The State of Child Care

Child Care Availability





 # of home-based child care programs	7
 # of center-based child care programs	12

Child Care Subsidy Participation

for Cache, Summit, Morgan & Rich Counties

 # of kids eligible for child care subsidies	5,433
 # of kids receiving child care subsidies	571

Child Care Needs

 Kids under 6 with all parents working	71%
 Kids under 6 potentially in need of care	1,634
 Total available child care spots	885
 Remaining child care spots needed	749

For every **2** kids in need of care, there is **1** licensed child care spots in Summit County.



The Cost of Care



Infant/Toddler Care:	\$10,105
Preschool-Age Care:	\$8,101

Annual Total Cost:	\$18,207
---------------------------	-----------------

Median 4-Person Family Income:	\$173,542
--------------------------------	-----------

Percent of income spent on child care:	10%
--	------------



Child Care Access

Statewide



The Cost to Provide Care

Average Provider Wage: \$12.87/hour
Average Provider Salary: \$26,770/year

On average, child care educators make less than dogwalkers.

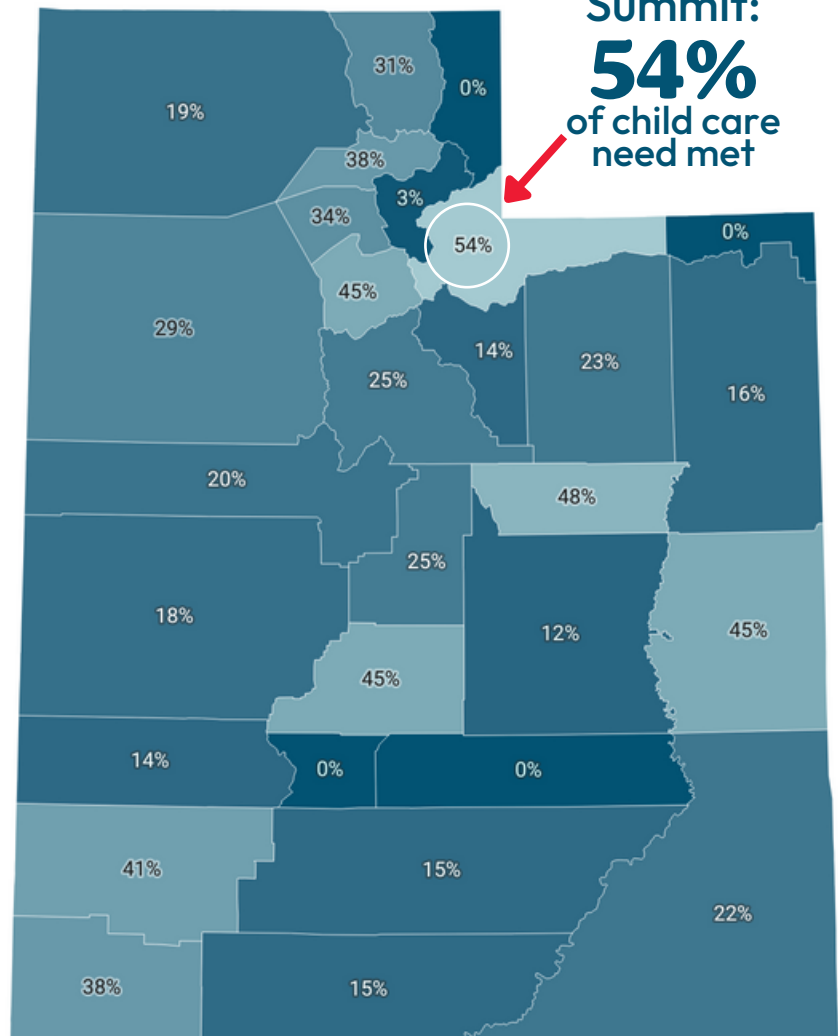


Child Care Need Fulfilled by Licensed Child Care

Percentage of licensed child care slots divided by the number of kids under 6 with all available parents in the workforce



Summit:
54%
of child care need met



Source: Number of children under 6 with all available parents in the workforce by age group and county provided by the ACS 2021 5-year estimates Table B23008. Licensed child care data provided by the Utah Office of Child Care as of August 2023 and tabulated by Voices for Utah Children. • Created with Datawrapper



Utah's economy loses **\$1.36 Billion** each year due to lack of child care access.

84% of parents feel overwhelmed by the cost of care.

Read the full report at bit.ly/utahchildcareaccess

Statewide