





Child Care Access

Iron County







The State of Child Care

Child Care Availability



 # of home-based child care programs	24
 # of center-based child care programs	5

Child Care Needs

 Kids under 6 with all parents working	49%
 Kids under 6 potentially in need of care	2,402
 Total available child care spots	986
 Remaining child care spots needed	1,416

Child Care Subsidy Participation

for Southwest & South Central Utah (Beaver, Garfield, Iron, Juab, Kane, Millard, Piute, Sanpete, Sevier, Wayne & Washington Counties)

 # of kids eligible for child care subsidies	8,924
 # of kids receiving child care subsidies	1,489

For every **2** kids in need of care, there is **1** licensed child care spot in Iron County.



The Cost of Care



Infant/Toddler Care:	\$8,814
Preschool-Age Care:	\$7,595

Annual Total Cost: **\$16,409**

Median 4-Person Family Income: \$66,752

Percent of income spent on child care: **25%**



Child Care Access

Statewide



The Cost to Provide Care

Average Provider Wage: \$12.87/hour
Average Provider Salary: \$26,770/year

On average, child care educators make less than dogwalkers.

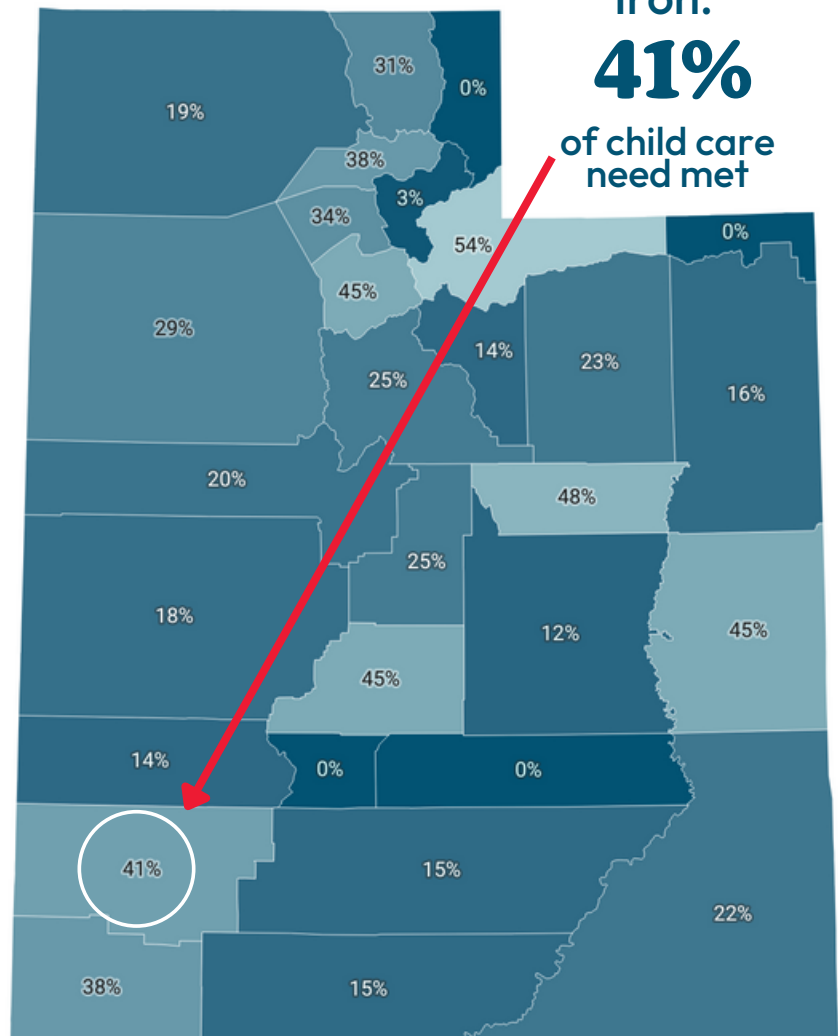


Child Care Need Fulfilled by Licensed Child Care

Percentage of licensed child care slots divided by the number of kids under 6 with all available parents in the workforce



Iron:
41%
of child care need met



Source: Number of children under 6 with all available parents in the workforce by age group and county provided by the ACS 2021 5-year estimates Table B23008. Licensed child care data provided by the Utah Office of Child Care as of August 2023 and tabulated by Voices for Utah Children. • Created with Datawrapper



Read the full report at bit.ly/utahchildcareaccess

Statewide