





Child Care Access

Grand County







The State of Child Care

Child Care Availability



 # of home-based child care programs	6
 # of center-based child care programs	4

Child Care Needs

 Kids under 6 with all parents working	75%
 Kids under 6 potentially in need of care	442
 Total available child care spots	199
 Remaining child care spots needed	243

Child Care Subsidy Participation

for Southeast Utah & Uintah Basin Region
(Carbon, Duchesne, Daggett, Grand, San Juan, Uintah & Wasatch Counties)

 # of kids eligible for child care subsidies	4,094
 # of kids receiving child care subsidies	596

For every **2** kids in need of care,
there is **1** licensed child care spot
in Grand County.



The Cost of Care



Infant/Toddler Care: \$9,480

Preschool-Age Care: \$7,859

Annual Total Cost: \$17,339

Median 4-Person Family Income: \$42,654

Percent of income spent on child care: **41%**



Child Care Access

Statewide



The Cost to Provide Care

Average Provider Wage: \$12.87/hour
Average Provider Salary: \$26,770/year

On average, child care educators make less than dogwalkers.



77%

of Utahns live in a child care desert.

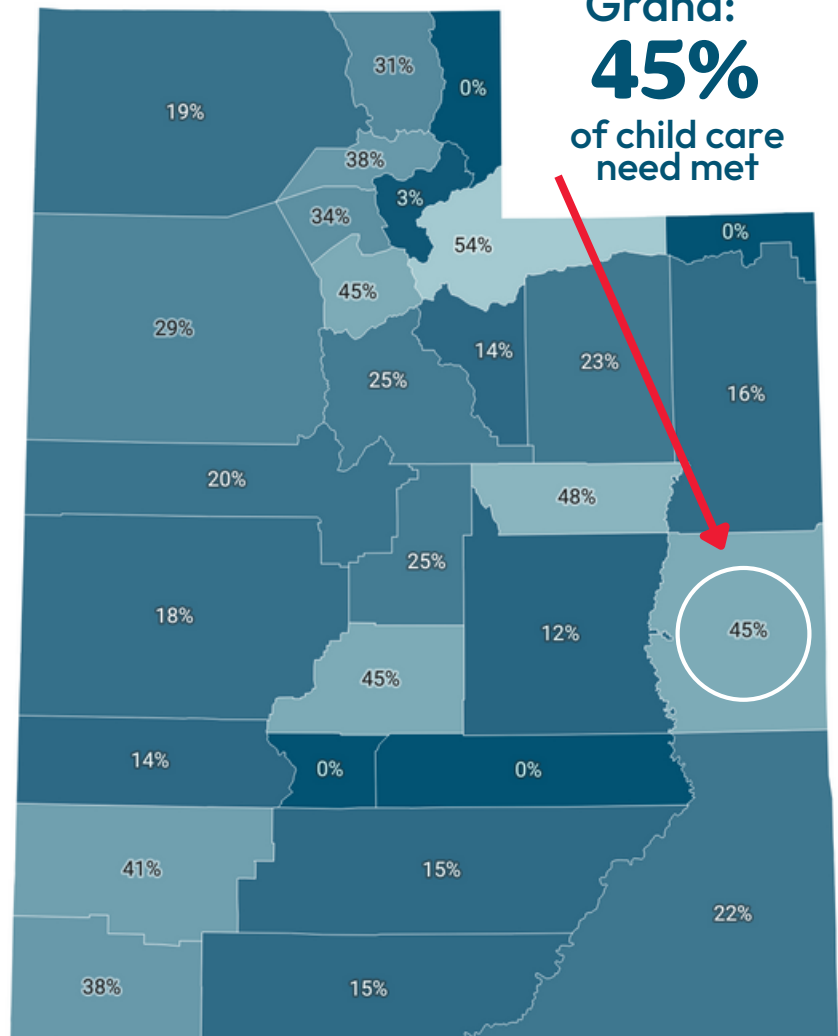
Utah's economy loses **\$1.36 Billion** each year due to lack of child care access.

84%

of parents feel overwhelmed by the cost of care.

Child Care Need Fulfilled by Licensed Child Care

Percentage of licensed child care slots divided by the number of kids under 6 with all available parents in the workforce



Source: Number of children under 6 with all available parents in the workforce by age group and county provided by the ACS 2021 5-year estimates Table B23008. Licensed child care data provided by the Utah Office of Child Care as of August 2023 and tabulated by Voices for Utah Children. • Created with Datawrapper

Read the full report at bit.ly/utahchildcareaccess

Statewide

